

## At home materials

### Year 2 Week 1 to 5

#### Week 1

*I have carefully read and thought about the book*

*I have written instructions using imperative/bossy verbs*

*I have responded to grammar prompts*

*I have practised the spellings and handwriting*



#### Week 2

*I have read the book to someone at home with expression*

*I have written my favourite story using interesting words*

*I have responded to grammar prompts*

*I have practised the spellings and handwriting*




#### Week 3

*I have carefully read and thought about the book*

*I have written a book review with my own opinions*

*I have responded to grammar prompts*

*I have practised the spellings and learned the definitions*



## At home materials

### Year 2 Week 1 to 5

#### Week 4

*I have carefully read the story aloud*

*I have written an imaginary letter*

*I have responded to grammar prompts*

*I have practised the spellings and handwriting*




#### Week 5

*I have read the poems to someone at home*

*I have written a poem using descriptive language*

*I have responded to the grammar prompts*

*I have practised the spellings and learned the definitions*



At Ark Curriculum Partnership, we have a team of experts from Mathematics Mastery, English Mastery and Curriculum Partnership working together on weekly plans which children and families can use. These plans will help children to continue with their learning and have structure to their week.

This booklet consists of weekly tasks in all areas of English: reading, writing, grammar, spellings and handwriting. Please help your child to draw up a timetable for the week. Please support them by encouraging them to share their work and to read with you.



### How do I use the booklet?

- Set aside time each day to complete the weekly tasks, you don't have to do each one every day.
- Take your time to read and understand the extract. Ask an adult if you need help understanding the text.
- Read the instructions and questions carefully before you start a task.



### How do the lessons work?

Below are some suggested timings.

- **Reading** – up to **30** minutes daily
- **Writing** - up to **30** minutes daily
- **Grammar** - **15** minutes daily
- **Spelling** - **15** minutes daily
- **Handwriting** – **10** minutes



### Can parents, carers and siblings help?

Yes, of course! Family members can help in the following ways:

- Read the extracts with you aloud.
- Gather all the exciting and difficult words you want to find out about or use in your writing and put them on display.
- Help you with the planning of the story
- Write a story at the same time as you. You could then compare your stories and check each other's writing.



### What else can I do if I love writing and I want more of a challenge?

- Keep writing sentences, news, stories, poems, letters, posters, instructions and diaries using your own ideas.
- Explore [www.lovereading4kids.co.uk](http://www.lovereading4kids.co.uk) or [www.newsela.com](http://www.newsela.com) to find other extracts to read and write about.

These packs include the wonderful resources from:



LoveReading  
4 KIDS SHARING BOOK LOVE



newsela

## Week 1: Reading and writing prompts

### Book brought home from school

#### Reading


**Read the book you have brought home.**

*Who is the author? What is the book about? What did you like?*

#### Writing

**Write instructions for washing your hands.**

*Remember to use imperative/bossy verbs*



## Week 1: Grammar and spelling prompts

### Grammar

**Write sentences beginning with the following verbs**

*Run...*

*Play...*

*Wash...*

*Jump...*

*Close...*

### Spelling

**Practise each word. Choose two and write their definitions.  
Choose two to write in sentences.**

*Badge*

*Edge*


*Bridge*

*Dodge*

*Fudge*

### Handwriting

**Practise writing each Spelling word five times.**



## Week 2: Reading and writing prompts

### Book brought home from school

#### Reading


**Read the book you have brought home to someone at home.**

*Read with expression and talk to them about the book*

#### Writing

**Think of all the books you have read. Which is your favourite story?**

*Write the story using interesting words*



## Week 2: Grammar and spelling prompts

### Grammar

Write sentences using the following adjectives.

*Shiny*  
*Green*  
*Terrible*  
*Beautiful*  
*Slippery*


### Spelling

Practise each word. Choose two to write in sentences.

*Red*  
*Blue*  
*Purple*  
*Black*  
*Brown*  
*Pink*  
*Orange*  
*White*  
*Yellow*

### Handwriting

Write the spelling words in alphabetical order.



## Week 3: Reading and writing prompts

### The Day the crayons quit

#### Reading


#### Read The Day the crayons quit

*What is strange about the story?*

#### Writing

#### Write a book review

*What is the story about? What did you like? What do you think will happen next?*





## Week 3: Grammar and spelling prompts

### Grammar

**Use colour words to write sentences**

*Red, purple, orange, green, black, yellow, pink green, white, brown*

### Spelling

**Practise each word. Choose two to write in sentences.**

Try

Fly

Dry


Cry

Reply

July

### Handwriting

**Practise writing each Spelling word five times.**



## Week 4: Reading and writing prompts

### The Day the crayons quit

#### Reading


**Read 'The Day the crayons quit' again**

*Read aloud the story to your favourite toy*

#### Writing

**Write an imaginary letter to Duncan**

*Pretend you are one of the crayons. Choose any of the other colours.*



## Week 4: Grammar and spelling prompts

### Grammar

Use the spelling words below to write sentences

### Spelling

Practise each word. Choose two to write in sentences.

Don't

Didn't

Hasn't

Can't

Couldn't

### Handwriting

Practise writing each spelling word five times.



## Week 5: Reading and writing prompts

### Little Lemur Laughing Poems

#### Reading

Read the first three poems from *Little Lemur Laughing Poems*:


- *What's In A Poem?* - *Lemurs* - *What Am I Like?*

*What are they about? Read again and enjoy them. Read aloud to your family.*

#### Writing

**Write an animal poem.**

*Choose an animal and jot down words and phrases to describe it. Use your ideas to write a poem.*



## Week 5: Grammar and spelling prompts

### Grammar

**Write sentences about animals using adverbs**

*Slowly*

*Quietly*

*Nearby*

*Behind*

*Always*

*Sometimes*

### Spelling

**Practise each word. Choose two to write in sentences.**

*Station*

*Fiction*

*Nation*

*Motion*

*Lotion*

### Handwriting

**Copy your animal poem in your best handwriting. Draw your animal.**



# Extracts

## Weeks 3 and 4

### *The Day The Crayons Quit*

*Extract from [lovereading4kids](#): find out more about the book and the author*



## Week 5

### *Little Lemur Laughing Poems*

*Extract from [lovereading4kids](#): find out more about the book and the author*



Helping your children choose books they will love



Lovereading4kids.co.uk is a book website created for parents and children to make choosing books easy and fun

Opening extract from  
**The Day the Crayons Quit**

Written by  
**Drew Daywalt**

Illustrated by  
**Oliver Jeffers**

Published by  
**HarperCollins Children's Books**

All Text is Copyright © of the Author and/or Illustrator

Please print off and read at your leisure.

Lovereading  .co.uk

One day in class, Duncan went  
to take out his crayons and found  
a stack of letters with his name  
on them.







Hey DUNCAN,  
It's me, RED Crayon. WE NEED to talk.  
You make me work harder than  
any of your other crayons.  
All year long I wear myself out  
colouring FIRE ENGINES, APPLES,  
strawberries and EVERYTHING  
ELSE that's RED.

I even work on Holidays!  
I have to colour all the SANTAS  
at CHRISTMAS and ALL the  
HEARTS on VALENTINE'S day!

I NEED A REST!

Your overworked friend,

RED Crayon





Dear Duncan,  
All right, LISTEN.  
I love that I'm your favourite crayon  
for grapes, dragons and wizards' hats,  
but it makes me crazy that so much  
of my gorgeous colour goes outside  
the lines. IF YOU DON'T START  
COLOURING INSIDE the lines  
soon... I'm going to  
COMPLETELY LOSE IT.

Your very neat friend,

Purple crayon









**LoveReading4kids.co.uk**  
is a book website  
created for parents and  
children to make  
choosing books easy  
and fun

Opening extract from  
**Little Lemur Laughing**

Written by

**Joshua Seigal**

Illustrated by

**Chris Piascik**

Published by

**Featherstone Education an  
imprint of Bloomsbury Publishing  
PLC**

All Text is Copyright © of the Author and/or Illustrator

Please print off and read at your leisure.

Bloomsbury Education  
An imprint of Bloomsbury Publishing Plc

50 Bedford Square  
London  
WC1B 3DP  
UK

1385 Broadway  
New York  
NY 10018  
USA

[www.bloomsbury.com](http://www.bloomsbury.com)

BLOOMSBURY and the Diana logo are trademarks of Bloomsbury Publishing Plc

First published in 2017 by Bloomsbury Education

Copyright © Joshua Seigal, 2017  
Illustrations copyright © Chris Piascik, 2017

Joshua Seigal and Chris Piascik have asserted their right under the Copyright, Designs and Patents Act, 1988, to be identified as Author and Illustrator of this work.

Every reasonable effort has been made to trace copyright holders of material reproduced in this book, but if any have been inadvertently overlooked the publishers would be glad to hear from them. For legal purposes the Acknowledgements on p. 72 constitute an extension of this copyright page.

All rights reserved.

This is a work of fiction. Names and characters are the product of the author's imagination and any resemblance to actual persons, living or dead, is entirely coincidental.

All rights reserved. No part of this publication may be reproduced or transmitted in any form or by any means, electronic or mechanical, including photocopying, recording, or any information storage or retrieval system, without prior permission in writing from the publishers.

No responsibility for loss caused to any individual or organisation acting on or refraining from action as a result of the material in this publication can be accepted by Bloomsbury or the author.

A catalogue record for this book is available from the British Library.

ISBN

PB: 978-1-4729-3004-0  
ePub: 978-1-4729-3006-4  
ePDF: 978-1-4729-3007-1


2 4 6 8 10 9 7 5 3 1

Printed and bound in CPI Group (UK) Ltd, Croydon CR0 4YY



This book is produced using paper that is made from wood grown in managed, sustainable forests. It is natural, renewable and recyclable. The logging and manufacturing processes conform to the environmental regulations of the country of origin.

To find out more about our authors and books visit [www.bloomsbury.com](http://www.bloomsbury.com). Here you will find extracts, author interviews, details of forthcoming events and the option to sign up for our newsletters.





# Contents

What's In A Poem?	1
Lemurs	3
What Am I Like?	4
Daddy Long Legs	5
Which Are Better?	6
Fruit Bat	8
Bat's Fruit	9
Snake	10
Kennel Kennings	11
My Dog Eats Spaghetti!	12
Doggy	14
Lllllllllllllllllllllllllama!	15
Seagulls	17
The Sea	18
Sand	19

Man On The Beach	20
Remembering	21
Flag	22
Body Poem	23
My Hand	24
We're Having A Party!	25
When I Dance	26
Friends	27
Come Yab With Me	28
Conkers	30
My Coat	31
Snow School Today!	32
Fireworks	33
Letter To Spring	34
The Worst Thing About Summer	35
Apple	36
Liquorice	37
Don't Go To The Cake Shop!	38

Johnny And The MANGO!	40
Paper Soup	43
Turvy & Topsy	44
The Queen Of Halloween	45
Monsters	46
Brontosaurus	48
Stickers	50
Colours	52
Colouring In	53
Uncle	55
Chat	56
Performing Monkey	58
Butterfly	59
My Pet Nothing	60
Rainbow	62
Let's Play...	63
When Granny Tucks Me In	64



## What's In A Poem?

A busy buzzy  
bumblebee,  
a happy hopping  
wallaby,  
a cheeky chatty  
chimpanzee –  
that's what's in a poem.

A scrumptious slice  
of birthday cake,  
an ice cream with  
a chocolate flake,  
a tray of biscuits  
freshly baked –  
that's what's in a poem.

A zooming car,  
a chuffing train,  
an empty house,  
a winding lane,  
a holiday  
in southern Spain –  
that's what's in a poem.

A dragon's sneeze,  
a dinosaur,  
a wizard's spell,  
a monster's claw.  
All these things  
and many more –  
that's what's in a poem.



## Lemurs

lively lemur leaping  
in the branches of a tree

lazy lemur lying  
down and sleeping happily

lucky lemur licking  
at a luscious little leaf

loving lemur latching  
to her mother underneath

little lemur laughing  
having lots of fun today

lonely lemur longing  
for a friend to come and play.



## What Am I Like?

I'm like a cheeky monkey  
when I'm standing on my head

I'm like a stubborn mule  
because I will not go to bed

I'm like a messy pig  
because my room is like a sty

I'm like a grumpy elephant  
because I sometimes cry

I'm like a dashing cheetah  
when I'm darting home from school

I'm like a graceful dolphin  
when I'm swimming in the pool

I'm like a lazy lion  
when I'm lying in the sun

and being like an animal  
is such a lot of fun!